



**YANMAR**

MINI-EXCAVATOR

**SV26**

2535/2785 kg



SV26



## > COMPACTNESS

The SV26 has been designed to meet all your requirements, and this while executing the most complicated jobs. Compact and lightweight, it can easily be transported on a trailer. Its stability and power enable it to work effectively regardless of the difficulty of your jobsite. The SV26 is intended for a wide range of applications such as urban renewal, grading or landscaping.



## THE IDEAL PARTNER FOR WORK IN CONFINED SPACES

The SV26 has excellent performance in a compact package. It is ideal for urban work (no obligation to block 2 traffic lanes) and for landscaping. Its low ground pressure provides excellent efficiency on all types of terrain and decreases soil degradation.

### Compact size for easy transport

The transportation weight is only 2600 kg\* (5732 lb) and its very compact undercarriage enables the SV26 to be transported with its accessories on a trailer.

\* Cab version rubber tracks



SV26



## > EQUIPMENT

### > STANDARD EQUIPMENT

#### Engine

- Yanmar water-cooled diesel
- Meets EC standards
- Direct Injection

+

#### Hydraulic system

- VIPPS Hydraulic system (ViO progressive 3 pump system)
- 1 auxiliary circuit with proportional control
- 2<sup>nd</sup> speed
- Hydraulic oil gauge

+

#### Cabin

- LCD Interface
- Cab mounted on viscoelastic rubber blocks
- Fabric covered, adjustable and reclining seat on suspension with headrest
- Adjustable wrist support
- Foot rests
- Wide travel pedals
- Windshield in 2 parts (retractable upper part)

- Double sliding right side window
- Transparent upper front part
- Wipers
- Windshield washer
- Automatic ceiling lamp
- 2 x 12V outlets
- Storage boxes
- Lockable document storage
- Cup Holder

+

#### Undercarriage

- 4 anchor points
- Blade cylinder supply hose into two parts

+

#### Safety

- Handrails
- Safety lever
- Safety belt
- Hammer for evacuation
- 3 mirrors
- Horn

#### Lighting

- 1 LED light integrated into the boom

+

#### Miscellaneous

- Fuel gauge
- Protection of the blade and boom cylinders
- Hoses protected by abrasion-resistant sleeves.
- Cataphoresis treated steel parts
- Locking Covers
- Tool kit
- Grease pump

### OPTIONAL EQUIPMENT

Special paint | Bio oil | Safety valves for lifting + overload warning | Long arm | 2<sup>nd</sup> auxiliary circuit with proportional control | Potentiometer | Quick Connects | Auto-idling system | Anti-theft device (Key/Keypad) | Centralised lubrication | Skai fabric seat | Radio | Additional counterweight (+ 100 kg) | Enhanced protection of cylinders | Travel alarm | 2 LED head lights on the front of the machine | 1 LED light + beacon to the rear of the machine

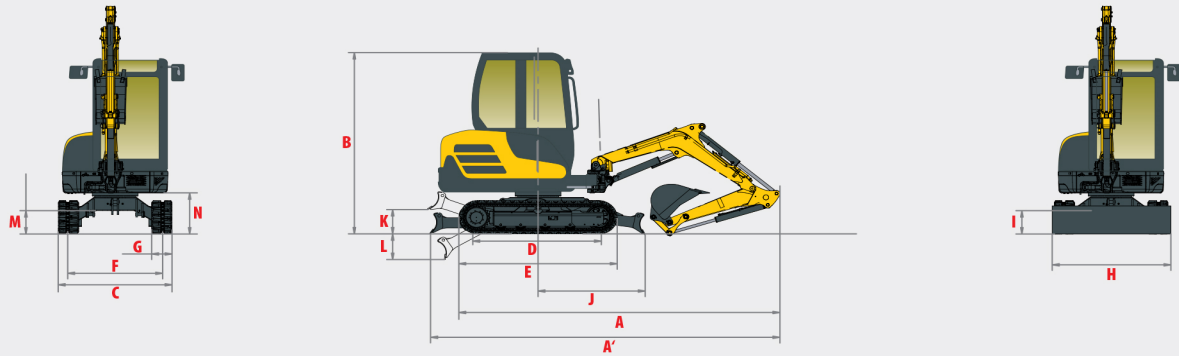
### ACCESSORIES

Yanmar gives you the accessories that fit your needs and match the safety standards in force in your country: mechanical quick coupler, hydraulic quick coupler, ditching bucket, swinging bucket, backhoe bucket, hydraulic hammer...

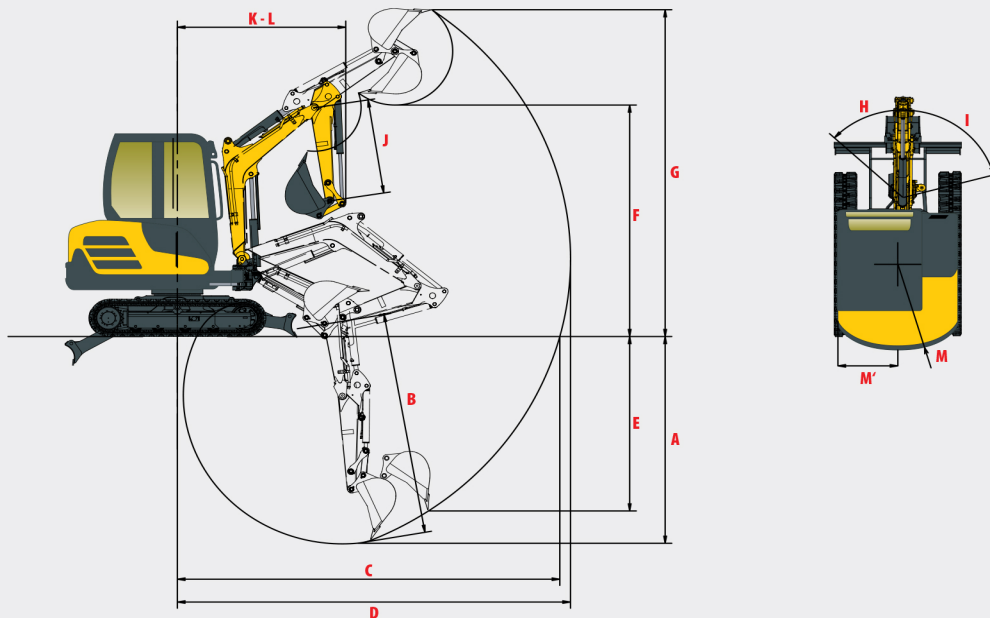
SV26



# DIMENSIONS <



<b>A</b> » Overall length	4250 / 4295* mm	<b>H</b> » Overall blade width	1500 mm
<b>A'</b> » Overall length with blade at the back	4470 / 4515* mm	<b>I</b> » Overall blade height	280 mm
<b>B</b> » Overall height	2435 mm	<b>J</b> » Blade distance	1380 mm
<b>C</b> » Overall width	1500 mm	<b>K</b> » Max. blade height above the ground	300 mm
<b>D</b> » Length of track on ground	1550 mm	<b>L</b> » Max. lowering blade depth	350 mm
<b>E</b> » Undercarriage length	2030 mm	<b>M</b> » Minimum ground clearance	320 mm
<b>F</b> » Lane	1250 mm	<b>N</b> » Ground clearance under counterweight	540 mm
<b>G</b> » Track width	250 mm		



<b>A</b> » Max. digging depth - Blade lifted	2595 / 2845* mm	<b>H</b> » Boom swinging base to left	45°
<b>B</b> » Max. digging depth - Blade lowered	2735 / 2995* mm	<b>I</b> » Boom swinging base to right	75°
<b>C</b> » Max. digging reach on ground	4400 / 4580* mm	<b>J</b> » Arm length	1150 / 1400* mm
<b>D</b> » Max. digging reach	4510 / 4695* mm	<b>K</b> » Minimum front swing radius	1900 / 1960* mm
<b>E</b> » Max vertical wall	2245 / 2455* mm	<b>L</b> » Minimum front swing radius with boom swing	1600 / 1655* mm
<b>F</b> » Max. dumping height	2835 / 2995* mm	<b>M</b> » Rear swing radius	1160 mm
<b>G</b> » Max. cutting height	3995 / 4130* mm	<b>M'</b> » Rear swing radius with additional counterweight	1240 mm

\* With long arm.

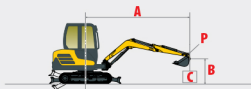
Subject to technical modifications. Dimensions in mm with specific Yanmar bucket.



SV26



## > LIFTING FORCE













Tipping load,  
rating over front



Tipping load,  
rating over side 90°

Standard arm, standard counterweight

		Cabin									
Blade on ground						Blade above ground					
A	Max.	3.5 m		3 m		2.5 m		2 m			
B											
2.5 m	*515	*515	-	-	*525	*525	-	-	-	-	
	*515	*515	-	-	*525	*525	-	-	-	-	
2 m	415	*535	*530	*530	*560	*560	*570	*570	-	-	
	415	*535	*530	*530	*560	*560	*570	*570	-	-	
1 m	375	*545	420	*590	525	*695	700	*815	890	*1040	
	370	430	420	*590	515	*695	680	*815	860	*1040	
0 m	380	*580	415	*610	510	*760	660	*935	920	*1335	C
	370	450	400	450	495	585	640	650	885	1050	
-1 m	430	*580	-	-	505	*610	645	*830	930	*1105	
	430	*580	-	-	500	*610	640	*830	780	*1105	
-1.5 m	*540	*540	-	-	-	-	*580	*580	*765	*810	
	*540	*540	-	-	-	-	*580	*580	*765	*810	

SV26



# SPECIFICATIONS <

## | WEIGHT +/- 2% (CE STANDARDS)

	Cabin		Canopy	
Operating weight (rubber tracks)	2675 kg	0.33 kg/cm <sup>2</sup>	2535 kg	0.30 kg/cm <sup>2</sup>
Transport weight (rubber tracks)	2600 kg	0.33 kg/cm <sup>2</sup>	2460 kg	0.30 kg/cm <sup>2</sup>
With steel tracks	+ 110 kg	0.34 kg/cm <sup>2</sup>	+ 110 kg	0.32 kg/cm <sup>2</sup>
With additional counterweight	+ 100 kg	0.34 kg/cm <sup>2</sup>	+ 100 kg	0.31 kg/cm <sup>2</sup>

## | ENGINE

Type	3TNV82A-BPBVA
Fuel	Diesel
Net Power	17.6 kW / 23.9 HP / 2400 rpm
Gross Power	18.1 kW / 24.8 HP / 2400 rpm
Displacement	1331 cm <sup>3</sup>
Maximum torque	85.5 N.m. / 1400 rpm
Cooling	Liquid
Starter	2.3 kW
Battery	12 V - 56 Ah
Alternator	12 V - 40 A

## | HYDRAULIC SYSTEM

Maximum pressure	210 bar
1 double piston pump with variable flow	2 x 32.4 l/min
1 gear pump	21.6 l/min
1 gear pump trochoid	10.8 l/min

PTO	Theoretical data at 1900 rpm	
	Pressure	Oil flow
	0 ~ 210 bar	56 ~ 15 l/min
	0 ~ 210 bar	56 ~ 15 l/min



Oil flow reduces as the pressure increases

## | PERFORMANCE

Travel speed	2.9 / 4.8 km/h
Rotation speed	10.2 rpm
Digging force (arm)	14.5 kN (1500 kgf) / 12.7 kN with long arm
Digging force (bucket)	24.5 kN (2500 kgf)
Traction force	37 kN
Grade ability	30°
Noise level (2000/14/CE & 2005/88/CE)	76 dB(A) / 94 dB(A) (LwA)

## | UNDERCARRIAGE

Number of top rollers	1
Number of bottom rollers	3
Track tensioning system	Using grease pump

## | CAPACITIES

Fuel tank	38.5 l
Coolant	3.8 l
Engine oil	3.7 l
Hydraulic circuit	30 l
Hydraulic tank	25.2 l

## MAINTENANCE FREQUENCY

Change engine oil and filter: **500 hours** | Change fuel filter: **250 hours** | Change hydraulic oil filter: **1000 hours** |  
Change hydraulic oil filter: **1000 hours** | Change cooling fluid: **1000 hours**