



## H2.5XT

DISTINGUISHING MARKS		HYSTER	
1.1	Manufacturer	HYSTER	
1.2	Manufacturer's type designation	H2.5XT	
	Engine / transmission	Yanmar 2.6L Basic Powershift 1-speed	
	Brake Type	Drum Brakes	
1.3	Drive: electric (battery or mains), diesel, petrol, LPG	Diesel	
1.4	Operator type: hand, pedestrian, standing, seated, order-picker	Seat	
1.5	Rated capacity / rated load	Q (t)	2.5
1.6	Load centre distance	c (mm)	500
1.8	Load distance, centre of drive axle to fork (l)	x (mm)	471
1.9	Wheelbase	y (mm)	1623
WEIGHTS			
2.1	Service weight	kg	4080
2.2	Axle loading, laden front / rear	kg	5704   876
2.3	Axle loading, unladen front / rear	kg	1689   2391
TYRES & CHASSIS			
3.1	Tyres: L = Pneumatic, V = sSolid, SE = Pneumatic Shape Solid	SE	
3.2	Tyre size, front	7.00x12-12	
3.3	Tyre size, rear	6.00x9	
3.5	Number of wheels, front/rear (x = driven)	2x	2
3.6	Tread, front	b <sub>10</sub> (mm)	970
3.7	Tread, rear	b <sub>11</sub> (mm)	993
DIMENSIONS			
4.1	Tilt of mast / fork carriage forward / backward	$\alpha / \beta$ (°)	6   6
4.2	Height, mast lowered	h <sub>1</sub> (mm)	2170
4.3	Free lift □	h <sub>2</sub> (mm)	140
4.4	Lift □	h <sub>3</sub> (mm)	3290
4.5	Height, mast extended †	h <sub>4</sub> (mm)	4515
4.7	Height of overhead guard (High/Intermediate) ■	h <sub>6</sub> (mm)	2228   2188
4.7.1	Height of cabin (High/Intermediate) ■	h <sub>6</sub> (mm)	2236   2196
4.8	Seat height relating to SIP/stand height †	h <sub>7</sub> (mm)	1129
4.12	Coupling height	h <sub>10</sub> (mm)	349
4.19	Overall length	l <sub>1</sub> (mm)	3589
4.20	Length to face of forks	l <sub>2</sub> (mm)	2589
4.21	Overall width	b <sub>1</sub> /b <sub>2</sub> (mm)	1140
4.22	Fork dimensions DIN ISO 2331	s/e/l (mm)	40x100x1000
4.23	Fork carriage ISO 2328, class/type A, B		IIA
4.24	Fork carriage width ●	b <sub>3</sub> (mm)	1067
4.31	Ground clearance, laden, below mast	m <sub>1</sub> (mm)	80
4.32	Ground clearance, centre of wheelbase	m <sub>2</sub> (mm)	190
4.34.1	Aisle width for pallets 1000 x 1200 crossways	A <sub>st</sub> (mm)	3707
4.34.2	Aisle width for pallets 800 x 1200 lengthways	A <sub>st</sub> (mm)	3907
4.35	Turning radius	W <sub>a</sub> (mm)	2236
4.36	Internal turning radius	b <sub>13</sub> (mm)	629
4.43	Step height	(mm)	415
PERFORMANCE DATA			
5.1	Travel speed, laden/unladen	km/h	17.3   17.5
5.2	Lift speed, laden/unladen	m/sec	0.66   0.69
5.3	Lowering speed, laden/unladen	m/sec	0.58   0.50
5.5	Drawbar pull, laden/unladen *	kN	14.8   12.2
5.7	Gradeability, laden/unladen †	%	15.3   30.7
5.9	Acceleration time, laden/unladen	seconds	4.9   4.3
5.10	Service brake	Hydraulic	
PERFORMANCE DATA			
7.1	Engine manufacturer/type	Yanmar 2.6L	
7.2	Engine power according to ISO 1585 / DIN 6271	kW	
7.3	Rated speed	rpm	
7.4	Number of cylinders/displacement	(-)/cm <sup>3</sup>	
7.5	Fuel consumption according to VDI cycle	l/h (DSL) or kg/h (LPG)	
8.1	Type of drive unit	Automatic	
ADDITIONAL DATA			
10.1	Operating pressure for attachments	bar	0-155
10.2	Oil volume for attachments	l/min	60
10.3	Hydraulic oil tank, capacity	litres	42
10.4	Fuel tank, capacity	litres (DSL) or kg (LPG)	69
10.7	Sound pressure level at the driver's seat ◊	dB(A)	79
10.7.1	Guaranteed sound power 2000/14/EC	dB(A)	104
10.8	Towing coupling type / DIN type	Pin	

Specification data is based on VDI 2198

### NOTE:

Specifications are affected by the condition of the vehicle and how it is equipped, as well as the nature and condition of the operating area. If these specifications are critical, the proposed application should be discussed with your dealer.

□ Top of forks

✦ Without load backrest

■ h<sub>6</sub> subject to +/- 10 mm tolerance

◊ Full-suspension seat in depressed position

● Add 32mm with load backrest

◆ Stacking aisle width (lines 4.34.1 & 4.34.2) are based on the VDI standard calculation as shown on illustration. The British Industrial Truck Association recommends the addition of 100 mm to the total clearance (dimension a) for extra operating margin at the rear of the truck.

\* @ 1.6km/h. Drawbar pull performance figure (line 5.4) is only indicative for comparison purpose. These performances are only possible for a short period of time.

† @ 4.8km/h. Gradeability figures are provided for comparison of tractive performance, but are not intended to endorse the operation of the vehicle on the stated inclines. Follow instructions in the operating manual regarding operation on inclines.

◊ L<sub>PAZ</sub>, Measured according to the test cycles and based on the weighting values contained in EN12053

### MAST TABLES:

✦ With load backrest

□ Without load backrest

### NOTICE:

Care must be exercised when handling elevated loads. When the carriage and/or load is elevated, truck stability is reduced. It is important that the mast tilt in either direction is kept to a minimum when loads are elevated. Operators must be trained and must read, understand and follow the instructions contained in the Operating Manual.

All values are nominal values and they are subject to tolerances. For further information, please contact the manufacturer. Hyster products are subject to change without notice.

Forklift trucks illustrated may feature optional equipment.

Values may vary with alternative configurations.

### CE Safety:

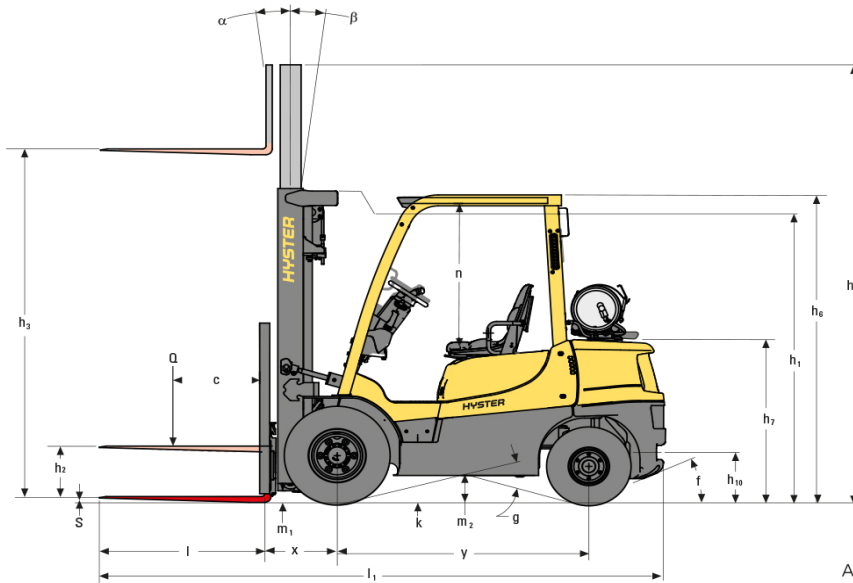
This truck conforms to the current EU requirements.

## EQUIPMENT AND WEIGHT:

Weights (lines 2.1, 2.2, 2.3) are based on the following specifications:

Complete truck with 3292mm (H2.0-2.5XT) / 3209mm (H3.0XT) TOF 2 stage LFL mast, standard carriage and 1 000 mm forks with manual hydraulics, overhead guard and pneumatic shaped solid drive and steer tyres.

## TRUCK DIMENSIONS

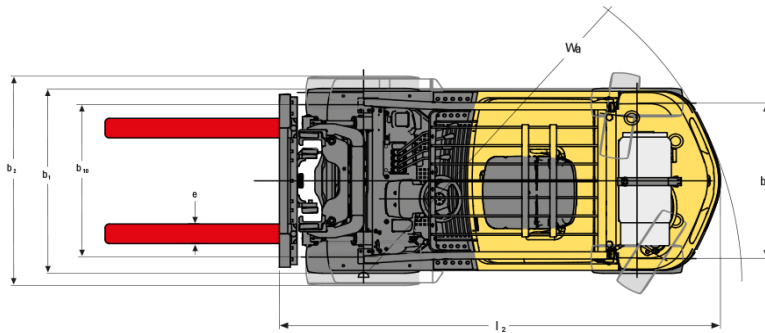


$A_{st} = W_a + x + l_6 + a$  (see lines 4.34.1 & 4.34.2)

$a$  = minimum operating clearance

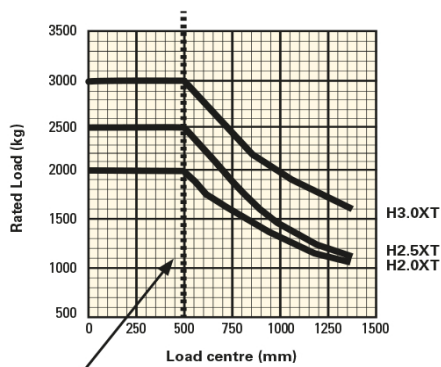
(VDI standard = 200 BITA recommendation = 300mm)

$l_6$  = Load length



## RATED CAPACITIES

Standard carriage



Standard 500mm load centre

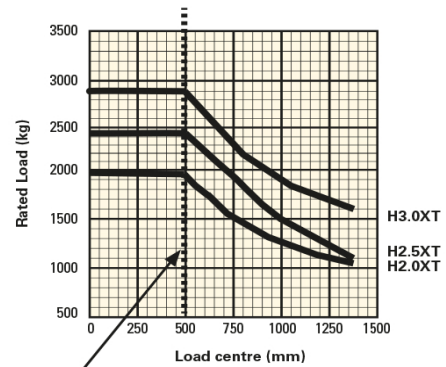
**Load centre**

Distance from front of forks to centre of gravity of load.

**Rated load**

Based on vertical masts up to 3 292 mm.

Integral side shift carriage with fork positioner



Standard 500mm load centre

**Load centre**

Distance from front of forks to centre of gravity of load.

**Rated load**

Based on vertical masts up to 3 292 mm.



## MAST AND CAPACITY INFORMATION

Values shown are for standard equipment. When using non-standard equipment, these values may change.

### MASTS H2.0-2.5XT

Mast	Maximum fork height (mm)	Back tilt	Overall lowered height (mm)	Overall Extended height (mm) *	Free lift (top of forks) (mm) □
2-Stage Limited Free Lift	3290	6°	2170	4515	140
	3790	6°	2420	5015	140
	4330	6°	2770	5555	140
	4830	6°	3020	6055	140
3-Stage Full Free Lift	4350	6°	1970	5570	1380
	4800	6°	2120	6020	1530
	4950	6°	2170	6170	1580
	5100	6°	2270	6320	1680
	5550	6°	2420	6770	1830
	6000	6°	2620	7220	2030

### H2.0-3.0XT – Capacity Chart in kg @ 500mm Load Centre

MAST	Pneumatic Shaped Solid Tyres							
	Maximum fork height (mm)	Without Sideshift		With ISS & FP		Maximum Fork Height (mm)	Without Sideshift	With ISS & FP
		H2.0XT	H2.5XT	H2.0XT	H2.5XT		H3.0XT	H3.0XT
2-Stage Limited Free Lift	-	-	-	-	-	3105	2940	2900
	3290	2000	2490	1940	2420	3210	2940	2890
	3790	2000	2490	1930	2410	3605	2940	2890
	4330	2000	2490	1920	2400	4105	2940	2870
3-Stage Full Free Lift	4830	1900	2390	1820	2290	4605	2850	2760
	4350	2000	2490	1910	2390	4015	2940	2860
	4800	1910	2400	1820	2290	4615	2830	2740
	4950	1880	2370	1790	2260	4770	2790	2700
	5100	1850	2290	1760	2220	4915	2760	2660
	5550	1740	1850	1660	1860	5215	2690	2590
6000	1560	1510	1550	1500	5815	2470	2430	

### H2.0-3.0XT – Capacity Chart in kg @ 600mm Load Centre

MAST	Pneumatic Shaped Solid Tyres							
	Maximum fork height (mm)	Without Sideshift		With ISS & FP		Maximum Fork Height (mm)	Without Sideshift	With ISS & FP
		H2.0XT	H2.5XT	H2.0XT	H2.5XT		H3.0XT	H3.0XT
2-Stage Limited Free Lift	-	-	-	-	-	3105	2760	2640
	3290	1840	2290	1770	2200	3210	2750	2640
	3790	1830	2280	1760	2190	3605	2750	2630
	4330	1820	2270	1740	2180	4105	2730	2610
3-Stage Full Free Lift	4830	1720	2170	1650	2080	4605	2630	2510
	4350	1820	2270	1730	2170	4015	2730	2600
	4800	1730	2180	1660	2090	4615	2610	2490
	4950	1710	2150	1630	2060	4770	2570	2460
	5100	1670	2110	1600	2020	4915	2540	2430
	5550	1580	1850	1510	1860	5215	2470	2360
6000	1480	1510	1410	1500	5815	2320	2210	

### H2.0-3.0XT – Capacity Chart in kg @ 700mm Load Centre

MAST	Pneumatic Shaped Solid Tyres							
	Maximum fork height (mm)	Without Sideshift		With ISS & FP		Maximum Fork Height (mm)	Without Sideshift	With ISS & FP
		H2.0XT	H2.5XT	H2.0XT	H2.5XT		H3.0XT	H3.0XT
2-Stage Limited Free Lift	-	-	-	-	-	3105	2520	2420
	3290	1680	2100	1620	2020	3210	2520	2420
	3790	1670	2090	1610	2010	3605	2510	2410
	4330	1660	2080	1600	2000	4105	2500	2400
3-Stage Full Free Lift	4830	1580	1980	1520	1910	4605	2400	2310
	4350	1660	2080	1590	1990	4015	2500	2390
	4800	1590	1990	1520	1910	4615	2390	2290
	4950	1560	1960	1490	1880	4770	2360	2260
	5100	1530	1930	1470	1850	4915	2330	2230
	5550	1440	1840	1380	1760	5215	2260	2170
6000	1350	1510	1290	1500	5815	2120	2030	

**NOTE:** To calculate truck capacities with alternative truck specifications to the ones shown in the above tables, please use the Hy-Rater software.